

For PS4/PS4 Pro/

Wireless Bluetooth GamePad

PS4 Slim/PS3/PC

# PS4 WIRELESS CONTROLLER

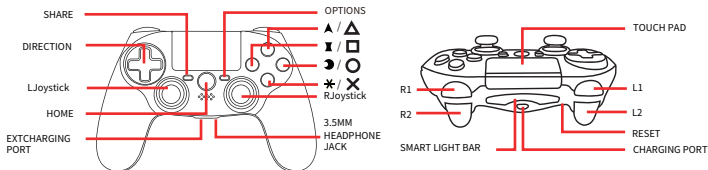
## Instruction Manual



## Applicable & Feature function

1. Thank you for purchasing SK P415 Wireless PS4 Controller.
2. This gamepad works with PS4/PS4 Pro/PS4 Slim, PS3/PC
3. SK wireless PS4 controller has built in two electric motors, built-in speaker, touch pad, 6-axis, smart light bar, share button functions. All the functions offer exciting experience and interact with your games.

## Applicable & Feature function



## How to register/pair the controller?



To a USB port on the PS4 console  
USB cable (supplied with the PS4 system)

### HINT

For the details about using the controller, refer to the user's guide of the PS4 console.

1. The first time you use the controller, or use the controller on another PS4 system, please perform device registration/ pairing. Connect the controller with the PS4 console via USB cable to complete device registration.
2. After first time connected, it will automatically connect to the PS4 console.
3. For Bluetooth enabled PC connection, press "SHARE" and "HOME" buttons before pairing. For no Bluetooth function PC, use a Bluetooth adapter. USB cable wired connection to play PC games or play games on steam.

## Electrical Parameters:

<b>Input power rating:</b>	DC 5V, 500mA
<b>Battery type:</b>	Built-in rechargeable Lithium-Ion battery
<b>Voltage:</b>	DC 3.7 V
<b>Battery capacity:</b>	800 mAh
<b>Operating temperature:</b>	5°C - 35°C ( 41°F - 95°F)
<b>Weight:</b>	Approx. 200 g (7.0 oz)

**Design and specifications are subject to change without notice.**

## How to turn on/off?

The PS4 controller will start when you press the HOME button or connect to computer by USB cable. If it cannot stop working after a long time, please plug the USB cable in computer then pull it out, thus it will be power off. Please disconnect z when stop playing with the controller, then it would turn off automatically. If the LED light remains on, it may because it's still Bluetooth connect.

You can restart it by pressing the RESET hole on the back of the gamepad with a pin for 5 seconds, the gamepad would get reset.

## How to Charge the PS4 Controller?

Charge the PS4 controller with the USB cable or charging dock.

When charging, the light bar will be flashing orange; when fully charged, the light bar turns off.

## How to fix PS4 Mic not working?

If you find your mic does not work when connecting the headset to the controller. Please set it in the PS4 console. Setting -> Devices -> Audio Devices -> output to headphones -> All Audio

## Battery life and duration

Do not handle damaged or leaking lithium-ion batteries.




The battery has a limited life span. Battery duration will gradually decrease with repeated usage and age. Battery life also varies depending on the storage method, conditions of use and environmental factors.

Charge in an environment where the temperature range is between 10°C - 30°C (50°F - 86°F). Charging may be not as effective when performed in other environments.

When the wireless controller is not used for an extended period of time, it is recommended that you fully charge it at least once 3 months to help maintain battery functionality.

## Use and handling precautions

- Avoid prolonged use of this product. Take a break at about 30 minutes intervals.  
Stop using this unit immediately if you begin to feel tired or if you experience discomfort or pain in your hands or arms
- during use. If the condition persists, consult a doctor.  
Permanent hearing loss may occur if the headset or headphones are used at high volume. Set the volume to a safe level. Over time, increasingly loud audio may start to sound normal but can actually be damaging your hearing. If you experience ringing or any discomfort in your ears or muffled speech, stop listening and have your hearing checked. The louder the volume, the sooner your hearing could be affected. To protect your hearing:  
Limit the amount of the time you use headset or headphones at high volume.  
Avoid raising the volume to block out noisy surroundings.
- Lower the volume if you can't hear people speaking near you.
- Avoid looking into the light bar or the controller when it is flashing. Stop using the controller immediately if you experience any discomfort or pain in any body parts.  
This product is intended for use with the hands only.  
The vibration function of this product may aggravate injuries. Do not use the vibration function if you have any ailment or injury to the bones, joints, or muscles of your hands or arms.
- Note that some software titles enable the vibration function by default. To disable the vibration function, select (Settings) [Devices] [Controllers] from the function screen, and then remove the checkmark from [Enable Vibration]
- Do not expose the product to high temperatures, high humidity or direct sunlight.
- Do not allow the product to come into contact with liquids.
- Do not put heavy objects on the product.
- Do not throw or drop the product or subject it to strong physical shock.
- When using the motion sensor function, be cautious of the following points. If the controller hits a person or object, this may cause accidental injury or damage.
  - Before using, check that there is plenty of space around you.
  - When using the controller, grip it firmly to make sure it cannot slip out of your hand.
  - If using a controller that is connected to the PS4 system with a USB cable, make sure there is enough space for the cable so that the cable will not hit a person or object. Also, take care to avoid pulling the cable out of the PS4 system while using the controller.

disable the vibration function, select  (Settings)  [Devices]  [Controllers] from the function screen, and then remove the checkmark from [Enable Vibration].  
Do not expose the product to high temperatures, high humidity or direct sunlight.  
Do not allow the product to come into contact with liquids.  
Do not put heavy objects on the product.  
Do not throw or drop the product or subject it to strong physical shock.  
When using the motion sensor function, be cautious of the following points. If the controller hits a person or object, this may cause accidental injury or damage.  
Before using, check that there is plenty of space around you.  
When using the controller, grip it firmly to make sure it cannot slip out of your hand.  
If using a controller that is connected to the PS4 system with a USB cable, make sure there is enough space for the cable so that the cable will not hit a person or object. Also, take care to avoid pulling the cable out of the PS4 system while using the controller.

## Exterior protection

Follow the instructions below to help prevent the product exterior from deteriorating or becoming discolored.  
Do not place any rubber or vinyl materials on the product exterior for an extended period of time.  
Use a soft, dry cloth to clean the product. Do not use solvents or other chemicals. Do not wipe with a chemically-treated cleaning cloth.

## Package list:



**Gamepad x1**



**Charging cable x 1**



**User Manual x 1**

## Customer Service:

Due to the official game platform software upgrades or source code changes and other not resist factors caused some of the games cannot be played or connected with our Gamepad, please kindly visit our website: <http://www.sakoglobal.com>, or contact us by email [cs@sakoglobal.com](mailto:cs@sakoglobal.com) for help.

### Contact us

 [www.ishakomall.com](http://www.ishakomall.com)

 [cs@sakoglobal.com](mailto:cs@sakoglobal.com)

 [@Ishakomall](#)

**Join us to get 1 year extended warranty or get a gift.**